

Grundtvig Learning Partnership Year 2013-2015



***Financed by the
European Commission
Identification Code:
2013-1-HU1-GRU06-10314***



**Lifelong
Learning
Programme**



Table of contents

PRESENTATION OF THE PROJECT	2
THE PARTNERS	4
Hungary	4
Italy	6
Lithuania	8
Slovakia	10
HERITAGE	12
Hungary	12
Italy	13
Lithuania	14
Slovakia	15
INNER ACTIVITIES	16
Hungary	16
Italy	18
Lithuania	20
Slovakia	22
MOBILITIES	24
Study visits	24
Workshops	28
Programmes	30
Excursions	32
LEARNERS' PIECES	34
IMPRESS	36



Presentation of the project

We applied to the European Commission in the frame of the Lifelong Learning Program – Grundtvig Learning Partnership – with seven organisations, out of whom only four benefited: Hungarian, Italian, Lithuanian and Slovakian.

The project "European Needlework from Tradition to Innovation" explored the evolution of needlework – mainly embroidery and lace – in Europe considered it as artistic activity. Despite of their different profile, the involving organisations are mainly orientated to the handicraft and to the lifelong learning of adults.

We started up by presenting the history and culture of our places and moved to how the handicrafts of needlework had been influenced by this historical and cultural background. Then, we demonstrated in workshops and shared the traditional techniques, materials and themes used by the above handicrafts.

We exchanged information about the handicrafts of needlework today. Trainers and mostly our adult students had the chance to combine old and new trends. As a result of our common activities we organized an international exhibition on the handicrafts of embroidery and lace. All throughout the two years, mobility in and out of the country enriched the whole procedure and ICT facilitated the communication between partner trainers and learners.

We need to consider that needlework is strongly connected with communication between workshops' participants. This project has an important added value for local communities, because partners involved them into the local activities. Also this project has built potential for future common European cooperation in the field of handicraft and art.

Participant organizations

Hungary (coordinator)

Kistarcasai Kulturális Egyesület
Kistarcsa Cultural Association

Address: Bercsényi u. 18., 2143 Kistarcsa
Contact person: Ferenc Kereszti
Tel.: +3628470926
E-mail: kike@kike.hu
Website: www.kike.hu

Italy (partner)

Associazione CNOS FAP “Regione Umbria”
– Sede di Foligno “Casa del Ragazzo”

Address: Via Don Bosco, 5., 06121 Perugia
Contact person: Nicoletta Marongiu
Tel.: +393388583051
E-mail: nicolètta.marongiu@cnosumbria.it
Website: www.cnosumbria.it

Lithuania (partner)

VšĮ “DEMOS kritin s minties institutas”

VšĮ “DEMOS krNGO “DEMOS Institute of Critical Thought”

Address: Užkiemio 22-16., 11110 Vilnius
Contact person: Martynas Norbutas
Tel.: +37065911080
E-mail: dèmos@dèmos.lt
Website: www.dèmos.lt

Slovakia (partner)

Ipe ské kultúrne a turistické združenie
Cultural and Touristic Association
of the Ipeľ Valley

Address: 435, 943 61 Salka
Contact person: Andrea Dikáčz
Tel.: +421905909551
E-mail: tajhaz.szalka@gmail.com
Website: www.tajhazipolyszalka.sk




Kistarcsa Cultural Association

(project coordinator)



The Kistarcsa Cultural Association started its operation in April, 1993 and was officially established in 1994. The civic organisation, which has 60-80 members, is committed to contribute to the improvement of the cultural life of the local settlement. The members of the association meet every week, when educational lectures are held. By the beginning of 2015 there has already been more than 1100 lectures about various topics. Some of the members undertake to hold lectures but well-known and respected experts are often invited, too. These programs are open for everybody, and are published by local and regional papers and in regional broadcastings. None of the association members receive any emoluments for their work in the association; everybody contributes to the activities on a voluntary basis.

The membership of the European Union brings up a lot of questions in all aspects of life. We organise courses, seminars and conferences trying to find their solutions. The outstanding examples are international seminars mostly for the youth, which were held several times. Members of our association often participate in exchange visits, seminars, trainings both in the country and abroad, too. We have been active in the European Lifelong Learning Program, in the Europe for Citizens Program and in the Erasmus+ Programs.



Contact person:
Ferenc Kereszti
(President of the Association)
kike@kike.hu
+3628470926




Associazione CNOS FAP “Regione Umbria” – Sede di Foligno “Casa del Ragazzo”



CNOS FAP – Casa del ragazzo" has an extensive experience in the field of vocational training, apprenticeship and transnational projects. The Association to which the organisation belongs has been accredited by the Umbria Region for initial, vocational and permanent training, as well as for apprenticeships. The Centre is certified according to UNI EN ISO 9001:2008 for the design and delivery of vocational training (Cert M041), provides young people with free and qualified vocational training that allows the insertion into the world of work thanks to long periods internships in local companies and SMEs. The initial training courses foresee the achievement of qualifications in the catering sector, electric, car mechanic, hairdresser, plumber.

The CNOS FAP has been involved in numerous initiatives in Europe, even taking part in Cedefop study visits (Recognition of competencies in the South West of the UK, Study Visit on the recognition of formal, non-formal and informal skills in the area of Bristol - Blagdon, England) and as a coordinator or partner of other European programmes: Leonardo exchanges and internships, Leonardo pilot projects, Socrates, Youthstart, NOW.



Contact person:
Nicoletta Marongiu
(Coordinator)
nicoletta.marongiu@cnosumbria.it
+390742353816



DEMOS Institute of Critical Thought



DEMOS is an independent think tank which conducts research, promotes educational and awareness-raising activities, and is dedicated to the issues of the labour movement and human rights protection in Lithuania and Europe. DEMOS aims to become an influential voice in the formation of social and

economic policies in Lithuania. The core of the Institute consists of fifteen experts including political scientists, sociologists, public relations experts, and journalists, who all work together providing analysis, critique and publicity to the issues that threaten democracy and the implementation of labour and human rights in Lithuania and the European Union. DEMOS long term objectives are to reduce social tension, economical and social disintegration.

During the course of the last several years, the organization has organized dozens of adult education events, where emphasis was placed on analyzing the problems arising in Lithuania. However, we also strive to use non-formal education methods, which allow to gather people and share experience, so this project would be a great way to improve the competences of the members and volunteers of our organization.



Contact person:
Martynas Norbutas
(Project coordinator)
martynas_norbutas@yahoo.com
+37065911080



Cultural and Touristic Association of the Ipel Valley



**Ipolymenti Kulturális
és Turisztikai Társaság**

Our organization was found in 2001 and it is a non governmental organization, we have our takings from applications. Our main goal is to save our ethnical worth, our folklore and give them onward to the young generation. We have folklife festivals, handicraft camps to achieve this. We bought an old farmhouse, renovated it and now we had our 15th handicraft camp in our Craft House. The children are very responsive to learn all the handicrafts what we can teach them. They also love to make meals how our grandparents cooked

them, for example potcake, bread. In autumn we are drying apples, peaches.

The Craft House is not a museum, it is alive. We have three room furnished like in the past but in the kitchen we are cooking every day, we have visitors. The local elementary school's students are coming too to us every month to learn handicrafts, to learn how was living in the 1950's.

Our future goal is to build a large building from hemp concrete next to our in which we want to have an one year long girl school focusing on what you had read above. It is really important to teach them how to cook with good ingredients and without additives. We want to have a larger kitchen and a large room for celebrations, for the handicraft camp. We have a future idea of a restaurant too.



Contact person:
Zsuzsanna Dikác
(President of Association)
tajhaz.szalka@gmail.com
+421907404576



Heritage in Hungary

After the Turkish conquerors left and the Rákóczi war of independence was lost the area was distributed among the followers of the Habsburgs. The new possessors preferred Slavonic or German settlers instead of the returning Hungarian serfs. This is how Slavonic inhabitants from the Trencsén and Nyitra county from the highlands came here in the first half of XVII. century thanks to Prince Grassalkovich. This is the reason that tradition of Kistarcsa is mainly of Slovakian origin.

The embroidery of Kistarcsa belongs also to the Slovakian style which was mostly used to decorate clothes.

White, openwork embroidery was typical of head kerchiefs and shirt sleeves. The bodices were also embellished with embroidery but with coloured yarns. The typical motives are the flowers either in a bouquet or a stand-alone form, sometimes the motives are connected with tendrils. The most characteristic colours are red, pink, blue, burgundy and green. The patterns were originally probably all white as dying of yarns was not spread then.



Heritage in Italy

Main examples of embroidery and lace in Umbria

Punto Assisi is one of the most known type of embroidery in Umbria. It dates back to the 13th century thanks to the nuns in Assisi who produced this lace. In the 1800s the name *Punto Assisi* was coined and it has continuously been made thanks to the activity of institutions and religious convents.

The embroidery point Assisi involves the use of two points: the running stitch or written to the contour and the cross stitch for the bottom: the outline is a different colour from that of the bottom, almost always black, while the colour of the cross-stitch can be brown, rust, dark blue, according to the tradition of Assisi embroidery. The designs are mainly inspired zoomorphic: fish, birds, lions, griffins, deer, peacocks.

Deruta is a famous town in Umbria known for the tradition of ceramics. It gave its name to two types of embroidery: the Point Deruta "ancient" counted thread and the point Deruta "colour" or "modern", in imitation of the much more famous majolica. The tradition of the Deruta embroidery dates back since 1200 and it seems to have been reconstructed on the basis of a fragment preserved in the thirteenth century church of San Francis in Deruta.

The handmade embroidery is sold all over the world to prestigious clients, even in conjunction with the local majolica.



Heritage in Lithuania

Traditional and old crafts is an important part of Lithuanian culture. It also marks uniqueness of regions. Vilnius city for ages belonged to Aukštaitija region. Stylistically, the 19th century costume of Aukštaitija is considered the most archaic. Aukštaitija women wore long linen shirts. These have retained old, quite primitive shape refereed to as a tunic with shoulders tabs. Shirts had red ornaments. The festive chemise has woven ornament on the shoulder pieces, collar, cuff, front opening, and lower sleeve. Sometimes the ornament is made by hemstitching. On festive chemises, the collar and cuffs sometimes have triangular points or ruched woven ribbon sewn on for added interest. Twill or satin striped skirts woven from wool on linen were unlike the skirts of any other area. The linen warp was striped and threaded on four shafts in a straight draw. The background of the skirt was of a plain weave, while the stripes were woven in twill or satin with homespun wool. The stripes on the visible side of the cloth appeared raised and distinct; as a result, the skirt did not seem checked, but horizontally striped. The aprons were commonly woven from linen, or at least with a light coloured background. Red and blue seem to be the commonest colours used overall. The most common headgear in this region for girls is the karuna, made of a hoop of birchbark, and later, cardboard, with patterned ribbon sewn on the inside and outside, one or more rows of triangles sewn on to the top, of the same material or different, and often edged with tatting or crochet. Patterned woven ribbons were attached to the back.



Heritage in Slovakia

Salka's embroidery has its basics from Palots embroidery, in which was used two colours: red (main colour) and blue (additional colour). Women used cross stitch to make their handkerchief and cloth, later beside that they used full embroidery too with many colour. The patterns were flowers, for example cornflower, carnation, pansy. In the 70's two animal pattern come in fashion: peacock and pigeon (made with cross stitch).

On linen they sewed with cross stitch, on lint with full embroidery and with more colour. Initials were sew on cloths and on the top of the skirts. The first wall protection was made in the 50-60's and included a picture and a few line from folk song.



Inner activities in Hungary

Courses

We organized two courses. Both embroidery and lace making lasted two times 30 hours.

Lace making

In the first semester the lace making learners got acquainted with easier techniques and after that started to study the bobbin lace techniques. In the beginning of the second semester the trainer checked the works created in the frame of the summer home work and made the necessary corrections.

The learners began to get acquainted with and to acquire the motives more complicated than the ones used before.

Embroidery

The aim of the embroidery course was to get acquainted with the embroidery techniques of the different parts of the country, to get a general picture of the typical motives and to acquire the different embroidery techniques.

The learners prepared bookmarks as a gift to our project guests.

The second semester started with the introduction of the newly joint learners and presentation of the structure of the course. In the jump learners acquired more complicated techniques.



Study visits

We made a visit to the Museum of Ethnography where we surveyed the decoration made by handcraft of the traditional wear.

We involved interested local people and travelled with them to Hővej where visited two lace museums. We organized an all day excursion to get acquainted with the needlework of Palots land. First we surveyed at the craft house in Kozárd, then we visited the lace museum in Terény.

Exhibitions

At the end of the first semester the pieces – prepared by the students of the embroidery and lace courses – based on their knowledge acquired so far were presented.


In the second year at an exhibition we presented the pieces made by the learners participating in the project in all the four organizations.

Lectures

Our trainers held lectures to learners several times, but we organised an open evening about needlework. A lecturer who knows well the different embroidery techniques and the specialities of the traditional needlework has been invited to make a presentation.

Joint creations

The embroidery and lace making group discussed the attributes of the joint creation to be prepared. All participants of our courses worked on these creations which after finishing were framed and put on the wall of our mayor's office to symbolize the importance of international cooperation.



Inner activities in Italy

Creation of the logo used in all communications of the project

Brochure created for advertising and dissemination of the project with the description of the participating partners and project summary

Realization of an official poster/flyer of the project to promote the activities

Realization of courses of embroidery made in local partnership with the project entitled "*Master craftsmen*" with the release of professional qualification from the Region of Umbria "*Hand Embroiderer*". Each course of 150 hours included the following training units: *Designing decorative motifs for hand embroidery* for 30 hours, *Hand embroidery* for 60 hours, *Gold and sequin embroidery on high fashion clothing/accessories* for 60 hours

English translation of training units under the project for the acquisition of professional qualification of "*Hand Embroiderer*".

English translation and adaptation of the booklet published by the Region of Umbria, entitled "*On the Road of lace, embroidery and fabric in Umbria*." The brochure offers an itinerary of history, art and culture which enhances the artistic craftsmanship and winds through the towns of Umbria, discovering workshops, thematic exhibitions, museums, private collections. Some routes were used in the two meetings that took place in Foligno.

Creation of leaflets in English for the presentation of the territory and about the visits planned in the project for the meetings in Italy, concerning the Region of Umbria, the city of Foligno, the Tournament of the Quintana of Foligno, the local events, the Exhibition of Embroidery and Fabric in Valtopina, the Arnaldo Caprai's collection



of historical embroideries, the museums dedicated to embroidery and lace and the private collections in Umbria.

Preparation of detailed programs of study visits in Italy.
Production of posters to publicize the workshops carried out during the project meetings in Italy: *Traditional embroidery in gold and beads* (Thursday, September 4th 2014) and *Traditional embroidery Punto Assisi and Punto Madama Caterina* (Sunday, June 14th 2015).

Organization of the conference "*The fancy embroidery in the Italian haute couture*" held on Friday 12th June 2015 by the expert Dr. Anna Maria Rodante; production of the poster and brochure to publicize the event.

Creation of a presentation in English of CNOS FAP Foligno and its activities.

Summary of the project in Italian language to be included on the website of the CNOS FAP.

Drafting of the article with the summary of the project and its activities to be published in the media.



Inner activities in Lithuania

During the project implementation period, Demos Kritin's minties institutas has organized several workshops and seminars.

We have started our local activities from the trainings for the trainers. An experienced folk artist embroiderer several times had organized trainings for the younger artists. During those courses different techniques and ways of teaching and presenting were tested.

After training for the trainers each trainer has started to organize the workshops for the learners. In order to achieve project goals mostly remote regions of Lithuania were chosen. During a workshop at Vieکشniai Vincas Deniušis art school 16 women were learning a soutache technique.

There was a workshop in Tauragnai village for 14 women. During this workshop the artist presented an antique Italian technique, that was used to make laces by weaving strings.

Christmas workshop in Vilnius was organized. During this workshop there was presented the same antique Italian lace weaving technique. Adapted ancient principle gave a possibility to achieve stunning results in a simple way.

Our artist has carried out two more workshops in Alytaus community centre and Tauragnai village for 31 people. During those workshops were shared lots of general basic information about needlework,



different techniques, materials and other necessary information.

One cold winter evening 15 women gathered at Vieknšniai Vincas Deniušis art school for a workshop. The theme for the workshop was chosen not accidentally, women wanted to remember some traditional Lithuanian needlework techniques.

This workshop was planned quite a long time ago. Four artists held a different handcrafts workshop at Vilnius College of Technology and Design. A workshop that lasted for around half a day attracted not only students and lecturers, but also participants, that came from Vilnius Third Age University.

A group of curious seven senior ladies gathered for a seminar and workshop in Alytus, held by one of experienced folk artists. As she is famous for traditional Lithuanian band weaving, there was quite big interest from women to come and try it on with their own hands.

An artist managed to get a possibility to give a workshop during the Tauragnai village 760th anniversary fest. The afternoon workshop was divided into two parts – during the first part participants were creating mobile phone cases from filc and after they were decorated by embroidering or applets.

During the project implementation Demos also created a leaflet, had published several articles in Lithuanian language, and also took care of the project website.



Inner activities in Slovakia

Our organization had a lot of inner activities. We had a meeting in the Craft House. We decided who will make embroidery, lace and rope. All of us were excited because none of us made lace until now. Embroidery was very popular in our village but nowadays most of the teenagers can't make cloth. Rope-making is also something that is not that well known. Our students came from our workers because we wanted teach them first and later pass on to children who come to our Craft House. Our goal is to teach them their elders handcrafts which they can pass on to their friends.

We had our embroidery meeting where we discussed who want embroider cloth or clothes. They searched within the white clothes, someone chose skirt, someone a T-shirt. After that the students selected patterns and began copy them. Meanwhile the embroidery teacher Emerencia Hajdúová, who made her first embroidery in her childhood talked about the patterns and colours.

In May we went to the lace teacher to Nesvady. Veronika Szabóová was very kind and was very excited to work with us. She had an accident a few years ago and after that she couldn't have a proper workplace so she began work with her hands. She makes beautiful lace pictures, for example a woman, a building, a flower etc. In her home she presented us a little lace making which we tried. It was difficult but we were hopeful to learn the basics. Within the project we will have 2x30 hour lace course and we decided a date for the first course.

In May we had the first rope making course. We decided that 2x1 day will be enough because rope making is not that difficult. Our students were deft, they learned it in no time.

Our handcrafts were on display on „Kistarcsa Days” exhibition. We sent them our students' work and the teachers' too. The exhibition was very successful, many people came to see them.

In June our embroidery team met a few day in the Craft House to start the needlework. On the last meeting they chose clothes because they wanted to wear them. Like our project says: from traditions to innovation. The mood was great; they talked about their childhood when they first made embroidery.

In the first summer month we had the first lace course in our Craft House. All the participants were expectant and eager to learn. The teacher was very helpful and patient which was good because the students had so much questions. The lace was difficult and time-consuming but everyone was able to finish one or two pieces.

In September our rope making team came together for their next course. They made bigger and longer ropes and some of them were making skipping-rope.

Within the confines of the Regional education in the local basic school the 5th grade's students come to our Craft House to learn something from their elders handicraft. We opted for

embroidery so they made their monogram on a bookmark. The girls and boys were very adept and they liked making embroidery.

In January we held the second embroidery course. Between the two meetings they finished their pieces and started a new. Our students are mostly parents so they didn't have that much time they wanted. On this meeting we had a young guest, one of our student's daughter. She started making her first embroidery, a bookmark with cross stitch.

On the second lace course in January the lace teacher was pleased with our works what we made between the meetings. Bianka, our student's daughter came back to learn the basic of the lace making. She was very skilful and persistent. Easter was close so the students made some bunnies and eggs.

In March all partners came in Slovakia and on the last day we made a surprise fashion show. Local girls wore the shirts what our students made. But not just the shirts but a skirt and a jacket. The fashion show was successful, the guests liked it.

In this year Crafts Camps our student Henrieta Bobeková come to teach children rope making. The youngsters were interested in making rope so she had a very easy job. She was patient with the kids and a 6 years old boy who came with her mother was able to do his first own rope. We put embroidery on the handicraft's list too. We were pleased to see that children liked doing embroidery. They chose a flower pattern and after sewing them our worker made a pincushion out of them. Someone made two. We experienced the same in all three turns.





Study visits

The study visits were very useful in our lifelong learning project. They included going to the needlework museum and exhibition or listening to lectures of experts. In these occasions we saw a lot of interesting handcraft works which were mainly unknown for us. These beautiful embroideries and laces not only delighted both learners and teachers but gave them inspirations for their future works. They were commonly interested in details of preparation method.









Workshops

During the project meetings we discussed – and sometime debated – about the next steps of the project. There were workshops, in which participants of guest organizations learned some speciality of host's tradition or innovative way using unusable materials. Participants got familiar with new patterns and had the possibility to try these techniques. These experiences gave them opportunity to combine different methods of embroidery and lace making. They can add most of their new knowledge to their former practice.





Programmes

During every mobility there were different programmes. The coordinators were talking about the themes of the project in most cases. However organizers always ensured activities for all participants. Between these programmes there were official ones for example we visited the Kistarcsa municipality with reception of the mayor. In other occasions we held or listened to presentations connecting to the project. Sometimes we could learn different types of handcrafts. Besides these there were possibilities for common entertainments too like folk performance, we could also participate in the Quintana festival, visited a cellar for wine tasting...





Excursions

Our mobility occasions gave us the possibility for studying not only themes connected to the project but we had the opportunity to learn about the wider culture of the host organisation's environment. We visited remarkable places of the city and made excursions in the surrounding settlements, getting to know the region. We cognised a lot of interesting monuments which were really unique for us. We were shown a lot of interesting places that foreign tourists can rarely visit.





Learners' pieces

At the beginning of the courses learners only listened to the lecture of trainer who gave them theoretic knowledge. Then they got easy tasks to try to make simple motives of ornaments. After that they prepared more and more complicated figures. After having enough practice, they started to make presents and small decorations. They were proud of having the possibility to show their works in the frame of an exhibition or gave somebody a nice present which was made by themselves.





European Needlework from Tradition to Innovation

This project has been funded with support from the
European Commission.

This publication reflects the views only of the publisher,
and the Commission cannot be held responsible for any use
which may be made of the information contained therein.

The project was implemented with contribution of our teachers and trainers:

Sándorné Dulai – folk artist of embroidery (embroidery)

Zsuzsanna Vonsik – president of the Hungarian Lace Making Association (lace making)

Silvestri Maria Grazia – traditional embroidery in gold and beads (embroidery)

Bazzucchi Catia – traditional embroidery in gold and beads (embroidery)

Borsellini Tiziana – traditional embroidery Punto Assisi and Punto Madama Caterina
(embroidery)

Pieron Derna – traditional embroidery Punto Assisi and Punto Madama Caterina (embroidery)

Barabani Oriana – traditional embroidery Punto Assisi and Punto Madama Caterina
(embroidery)

Turrioni Maria Chiara – traditional embroidery Punto Assisi and Punto Madama Caterina
(embroidery)

Rodante Anna Maria – fancy embroidery (embroidery)

Jurgita Jakubauskaitė – eco artist (embroidery)

Bronė Surdokiienė folk – certificated artists (band weaving)

Jolita Parieštienė – lace making

Veronika Szabóová – lace making

Emerencia Hajdúová – embroidery

František Dikáč – rope-making

With special thanks to our unselfish helpers.

Editor: Ferenc Kereszti

Typesetting: Szilveszter Hídi / RH+VIDEO

